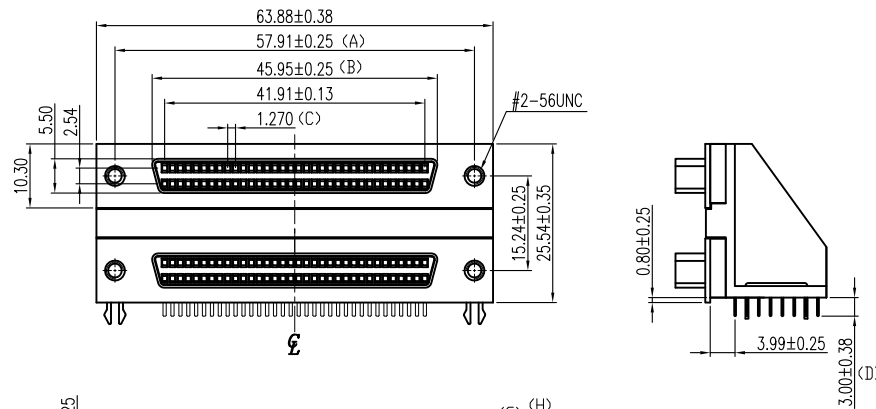
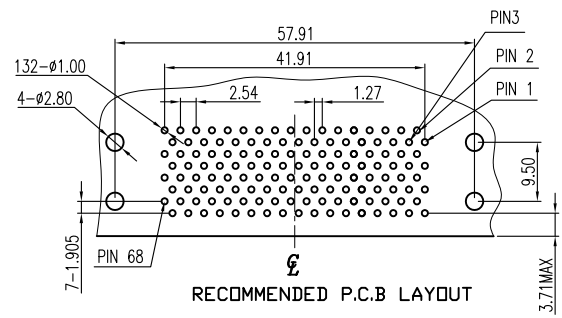
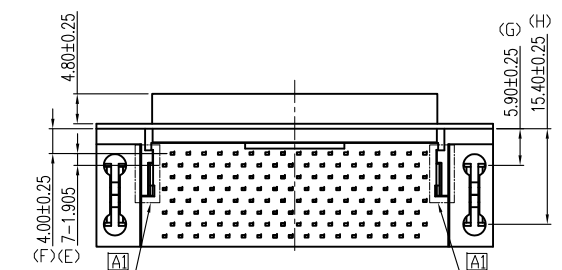


3



2



RECOMMENDED P.C.B LAYOUT
INSPECTION DIMENSION:(A)~(H)

SPECIFICATIONS

1. SCSI
- 1.1 Current Rating: 1 Ampere per Contact
- 1.2 Contact Resistance(UPPER): 35 Milliohms Max.
Contact Resistance(LOWER): 20 Milliohms Max.
- 1.3 Insulation Resistance: 1000 Megohms Min.
- 1.4 Dielectric Withstanding Voltage: 500V AC(RMS)
- 1.5 Total Mating Force: 23.8 Kgf Max.
- 1.6 Total Unmating Force: 2.0 Kgf Min.
- 1.7 Operating Temperature: -55°C to +85°C

NOTES

1. MATERIAL:
Housing:PBT, UL 94V-0, Color:Black.
Terminal:Copper Alloy.
Shell:Zinc Alloy.
Boardlock:Copper Alloy.
Bracket:Zinc Alloy.
2. FINISH:
Terminal:Gold Plated over Nickel at Contact Area.
Tin Plated over Nickel at Solder Area.
Shell:Nickel Plated.
Boardlock:Tin Plated.
Bracket:Nickel Plated.
3. This Product is LEAD-FREE & RoHS Compliance Product.

4

5



Champyang International Ltd., Co

A0	RELEASED	Allen	2019-10-04
REV	DESCRIPTION.	APPD.	Date

FILE NO : ASR03 (Series)		TITLE 圖名		SCSI II PIN TYPE RIGHT ANGLE		UNIT 單位	mm inch
TOLERANCE(公差): 0.000 mm ± 0.13 mm 0.00 mm ± 0.25 mm Ang: 0.0 = ±2°		PART NO. 料號		ASR03-S7S7J-2x2N612N0		SCALE 比例	1:1
DRAWN BY 製圖		Ben	DATE 日期	2019-10-04	REV. 版本	A0	
CHECKED BY 審核		Allen	DATE 日期	2019-10-04			

6