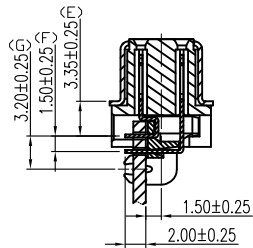
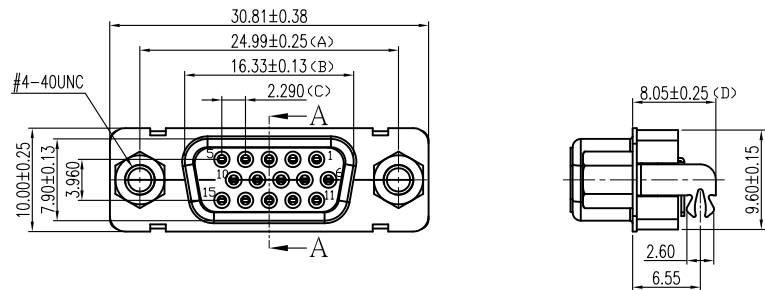


### SPECIFICATIONS

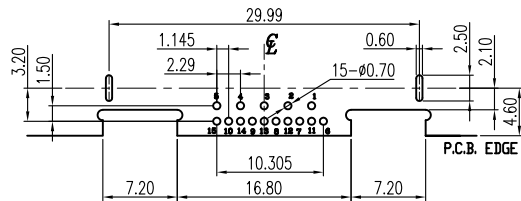
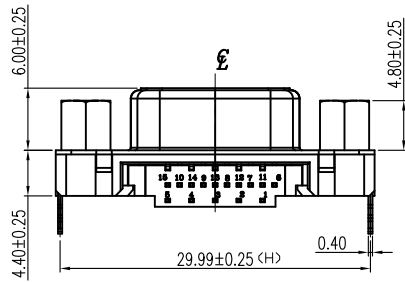
1. D-SUB
- 1.1 Voltage: 250 VAC(RMS) Max.
- 1.2 Current Rating: 3 Ampere per Contact
- 1.3 Contact Resistance: 25 Milliohms Max.
- 1.4 Insulation Resistance: 1000 Megohms Min.
- 1.5 Dielectric Withstanding Voltage: 500V AC(RMS)
- 1.6 Total Mating Force: 6.0 Kgf Max.
- 1.7 Total Unmating Force: 1.2 Kgf Min.
- 1.8 Operating Temperature: -55°C to +85°C

### NOTES


1. MATERIAL:
  - Housing:PA9T, UL 94V-0, Color:Black.
  - Terminal:Copper Alloy.
  - Shell:SPCC.
  - Boardlock:Copper Alloy.
  - Nut:Zinc Alloy.
  - Screw:Copper Alloy.
2. FINISH:
  - Terminal:Gold Plated over Nickel at Contact Area.
  - Tin Plated over Nickel at Solder Ared.
  - Shell:Nickel Plated.
  - Boardlock:Tin Plated.
  - Nut:Nickel Plated.
  - Screw:Nickel Plated.
3. This Product is LEAD-FREE & RoHS Compliance Product.



SEC:A-A



RECOMMENDED P.C.B. LAYOUT  
P.C.B. THICKNESS=1.20mm  
INSPECTION DIMENSION:(A)~(H)



Champyang International Ltd., Co

A0	RELEASED	Allen	2019-10-07
REV	DESCRIPTION.	APPD.	Date

FILE NO : ADA04 ( Series)		TITLE 圖名		D-SUB CONNECTOR SLIM DIP TYPE, RIGHT ANGLE, 3.35mm FOOTPRINT 1.5mm ROW DISTANCE		UNIT 單位	mm inch
TOLERANCE(公差): 0.000 mm ± 0.13 mm 0.00 mm ± 0.25 mm		PART NO. 料號		ADA04-H1S-1x22L13N1		SCALE 比例	1:1
ANGULAR ±2°		DRAWN BY 製圖		Ben	DATE 日期	2019-10-07	REV. 版本
		CHECKED BY 審核		Allen	DATE 日期	2019-10-07	A0