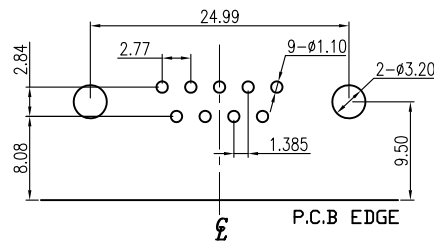
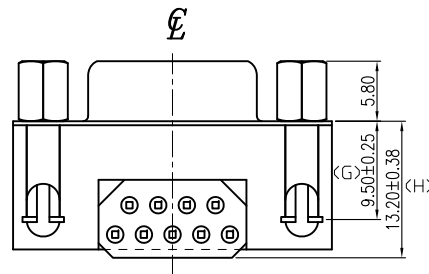
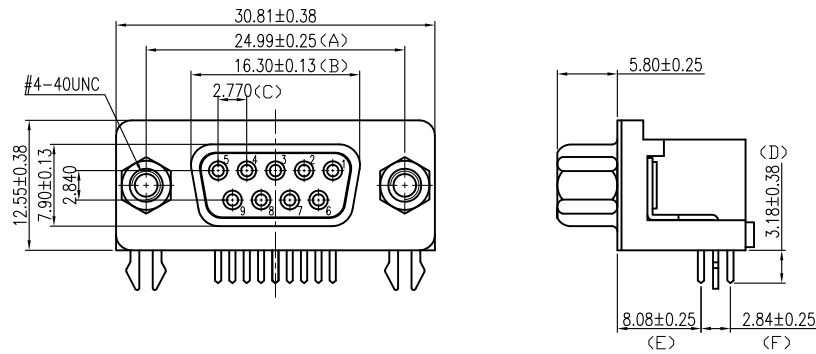


SPECIFICATIONS

1. D-SUB
- 1.1 Voltage: 250 VAC(RMS) Max.
- 1.2 Current Rating: 3 Ampere per Contact
- 1.3 Contact Resistance: 25 Milliohms Max.
- 1.4 Insulation Resistance: 5000 Megohms Min.
- 1.5 Dielectric Withstanding Voltage: 1000V AC(RMS)
- 1.6 Total Mating Force: 4.0 Kgf Max.
- 1.7 Total Unmating Force: 1.0 Kgf Min.
- 1.8 Operating Temperature: -55°C to +85°C

NOTES

1. MATERIAL:
 - Housing:PBT, UL 94V-0, Color:Black.
 - Terminal:Copper Alloy.
 - Shell:SPCC.
 - Boardlock:Copper Alloy.
 - Nut:Copper Alloy.
2. FINISH:
 - Terminal:Gold Plated over Nickel at Contact Area.
 - Tin Plated over Nickel at Solder Ared.
 - Shell:Nickel Plated.
 - Boardlock:Tin Plated.
 - Nut:Nickel Plated.
3. This Product is LEAD-FREE & RoHS Compliance Product.



RECOMMENDED P.C.B LAYOUT
INSPECTION DIMENSION:(A)~(H)



Champyang International Ltd., Co

A0	RELEASED	Allen	2019-10-07
REV	DESCRIPTION.	APPD.	Date

FILE NO : ADA03 (Series)		TITLE 圖名		D-SUB 0.318*(8.08mm) FOOTPRING, RIGHT ANGLE, WITH FERRITE		UNIT 單位	mm inch
TOLERANCE(公差): 0.000 mm ± 0.13 mm 0.00 mm ± 0.25 mm		PART NO. 料號		ADA03-D1S-1x22512N0		SCALE 比例	1:1
ANGULAR ±2°		DRAWN BY 製圖		Ben	DATE 日期	2019-10-07	REV. 版本
		CHECKED BY 審核		Allen	DATE 日期	2019-10-07	⊕