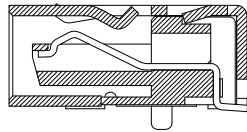
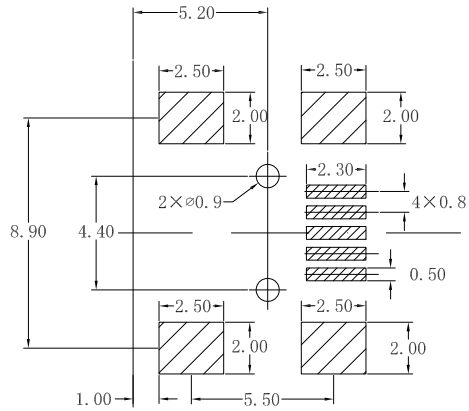
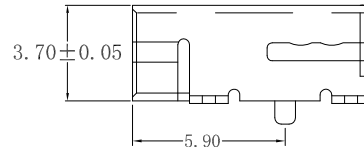
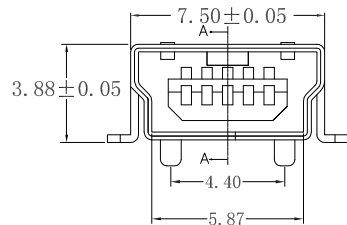
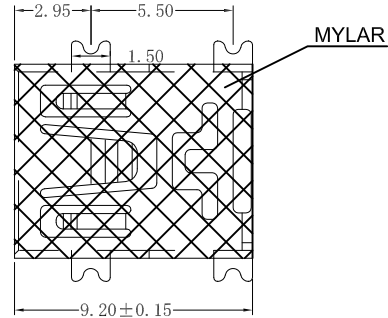


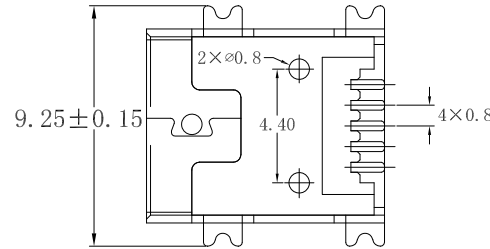
MECHANICAL :



SECTION A-A



RECOMMENDED PCB LAYOUT



Specifications:

Electrical:

Contact Resistance: 50 milliohms MAX

Dielectric Withstanding Voltage:

100 V AC AT Sea Level

Insulation Resistance: 100 MEGA ohms MIN

Material:

Housing: High Temperature Thermoplastics,
UL 94V-0

Contact: Copper Alloy

Shell: Copper Alloy

Finish:

Contact: Plated Gold in Mating Area;

Tin On Solder Tails

Shell: Nickel/ Plating



Champyang International Ltd., Co

A0	RELEASED	Allen	2020-09-17
REV	DESCRIPTION.	APPD.	Date

FILE NO : ANU01 (Series)		TITLE 圖名		Mini USB SMT SHIELD, SIDE ENTRY		UNIT 單位	mm inch
TOLERANCE(公差): 0.000 mm ± 0.075 mm 0.00 mm ± 0.15 mm 0.0 mm ± 0.25 mm		PART NO. 料號		ANU01-0105-F41-S11		SCALE 比例	1:1
DRAWN BY 製圖		Ben	DATE 日期	2020-09-17	REV. 版本	A2	
CHECKED BY 審核		Allen	DATE 日期	2020-09-17			