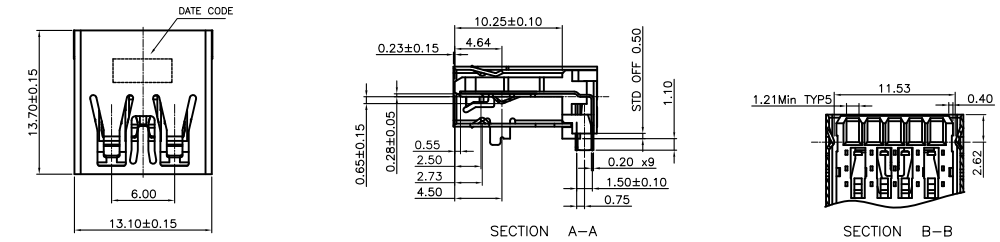

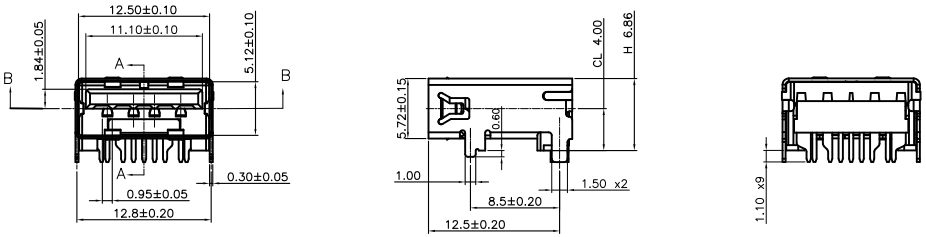

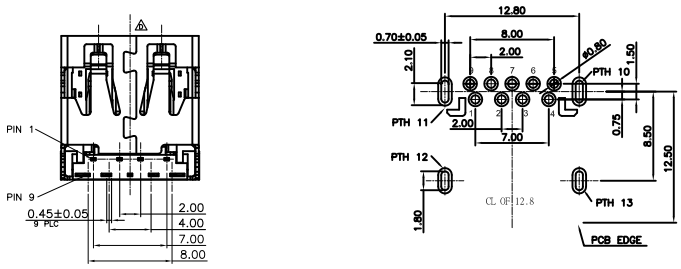

TOLERANCE: ±0.05, THICKNESS: 1.2mm
RECOMMENDED PCB LAYOUT
(TOP VIEW)
KEEP OUT AREA

NOTE:

1. MATERIAL:
   - 1.1 INSULATOR:HIGH TEMPERATURE PLASTIC UL 94 V-0;
   - 1.2 CONTACT:COPPER ALLOY(T=0.20mm)
   - 1.3 SHELL:SUS201(T=0.30mm)
2. ELECTRICAL CHARACTERISTICS;
   - 2.1 CONTACTRESISTANCE:30mΩ Max
   - 2.2 CONTACT CURRENT RATING:1.5A
   - 2.3 DIELECTRIC WITHSTANDING VOLTAGE:500 V R.M.S.
   - 2.4 INSULATION RESISTANCE 100 MEGOHMS Min
   - 2.5 OPERATING TEMPEROTURE:-40° C ～ 85° C
3. MECHANICAL CHARACTERISTICS:
   - 3.1 MATING FORCE:35 N Max
   - 3.2 UNMATED FORCE:10 N Min INITIAL; 8 N Min AFTER TEST
   - 3.3 DURABILITY:5,000 CYCLES
4. PLATING
   - 4.1 TERMINAL CONTACT:(SEE TAB) GOLD PLATING ALL OVER 50u″ MIN NICKEL AND 80u″MIN Tin ALL OVER 50u″ MIN NICKEL ON SOLDER AREA
   - 4.2 SHELL:50u″MIN.NICEL ALL OVER
5. PART NUMBER:

Pin #	SIGNAL NAME	DESCRIPTION	MATING SEQUENCE
1	VBUS	POWER	SECOND
2	D-	USB 2.0 DIFFERENTIAL PAIR	THIRD
3	D+		
4	GND	GROUND FOR POWER RETURN	SECOND
5	StdA_SSRX-	SUPERSPEED RECEIVER DIFFERENTIAL PAIR	LAST
6	StdA_SSRX+		
7	GND_DRAIN	GROUND FOR SIGNAL RETURN	
8	StdA_SSTX-	SUPERSPEED TRANSMITTER DIFFERENTIAL PAIR	
9	StdA_SSTX+		
Shell	Shield	CONNECTOR METAL SHELL	FRIST

Champyang International Ltd., Co

A0			
	RELEASED	Allen	2019-07-04
REV	DESCRIPTION.	APPD.	Date

FILE NO : AU301(Series)	TITLE 圖 名	USB 3.0 AF STD CL4.00mm H6.86 L13.7mm DIP TYPE CONN		UNIT 單位	mm inch
TOLERANCE(公差) : 0.000 mm ± 0.075 mm 0.00 mm ± 0.15 mm 0.0 mm ± 0.25 mm	PART NO. 料 號	AU301-0109-x32-D-A		SCALE 比例	1 : 1
	DRAWN BY 製 圖	Ben	DATE 日 期 2019-07-04	REV. 版 本	A0
	CHECKED BY 審 核	Allen	DATE 日 期 2019-07-04		