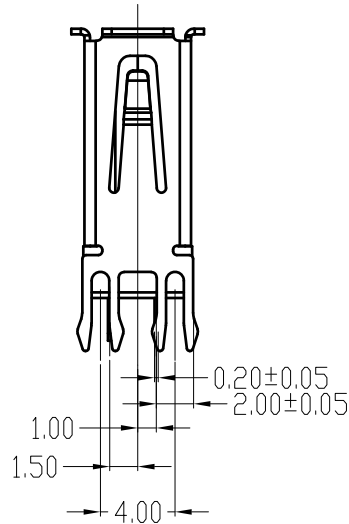
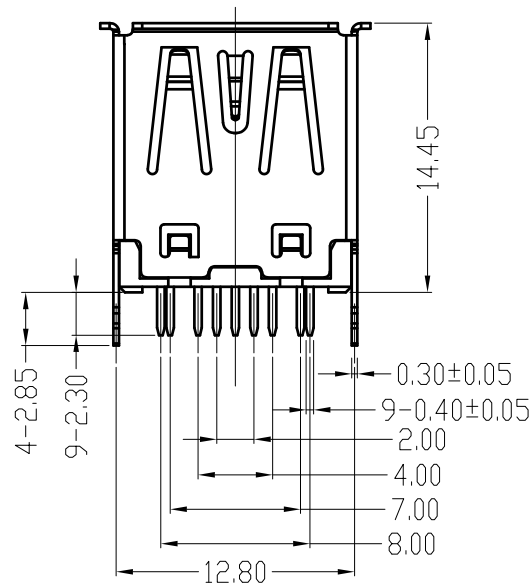
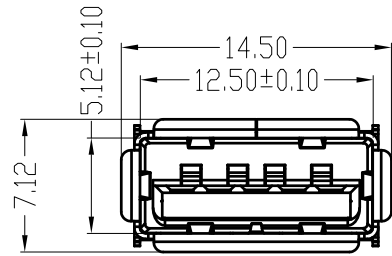
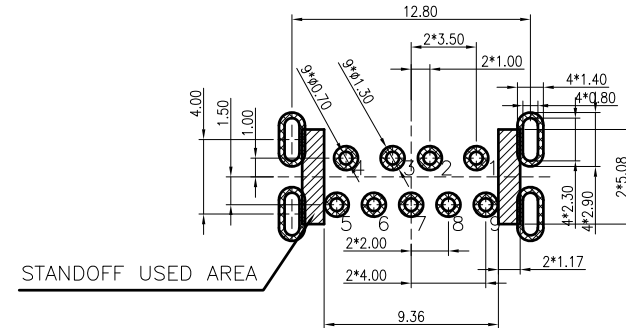


MECHANICAL:



NOTE:

- 1.ELECTRICAL CHARACTERISTICS;
  - 1.1 CONTACT RESISTANCE:30mΩ MAXIMUM INITIAL FOR VBUS AND GND. 50mΩ MAXIMUM INITIAL FOR ALL OTHER CONTACTS.
  - 1.2 CONTACT CURRENT RATING:1.8A FOR PIN 1&4, 0.25A FOR ALL THE OTHER CONTACTS
  - 1.3 DIELECTRIC WITHSTANDING VOLTAGE:100 V R.M.S.
  - 1.4 INSULATION RESISTANCE 100 MEGOHMS MIN
  - 1.5 OPERATING TEMPERATURE:-40°C to +85°C
  - 1.6 RECOMMENED PROCESS:IR REFLOW 250° 10SECONDS
- 2.MECHANICAL CHARACTERISTICS:
  - 2.1 MATING FORCE:35N MAX
  - 2.2 UNMATING FORCE:10N MIN INITIAL AND 8N MIN AFTER THE SPECIFIED INSERTION/EXTRACTION OR DURABILITY CYCLES (AT A MAXIMUM RATE OF 12.5MM PER MINUTE).



PCB THICKNESS:1.60mm±0.05 TOLERANCE: ±0.05,  
RECOMMENDED PCB LAYOUT (COMPONENT SIDE)



Champyang International Ltd., Co

|     |              |       |            |
|-----|--------------|-------|------------|
|     |              |       |            |
| A1  | RELEASED     | Allen | 2020-12-10 |
| REV | DESCRIPTION. | APPD. | Date       |

|   |  |                   |  |                                       |            |             |            |
|---|--|-------------------|--|---------------------------------------|------------|-------------|------------|
| FILE NO : AU305( Series)  |  | TITLE<br>■ 名      |  | USB 3.0 AF 180° DIP直立式 H14.45<br>雙魚叉腳 |            | UNIT<br>單位  | mm<br>inch |
| TOLERANCE(公差):<br>0.000 mm ± 0.10 mm<br>0.00 mm ± 0.25 mm<br>0.0 mm ± 0.30 mm |  | PART NO.<br>料 號   |  | AU305-0109-F32-A                      |            | SCALE<br>比例 | 1:1        |
|   |  | DRAWN BY<br>製 ■   |  | Ben                                   | DATE<br>日期 | 2020-12-10  | REV.<br>版本 |
|   |  | CHECKED BY<br>審 核 |  | Allen                                 | DATE<br>日期 | 2020-12-10  | ☉          |