

L K J I H

3

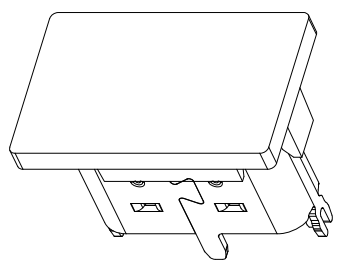
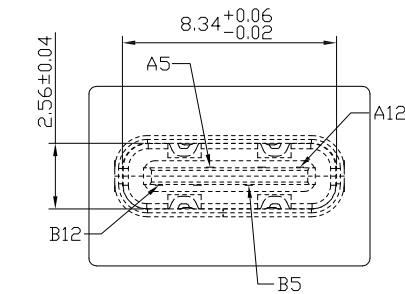
2

1

4

5

6



NOTES:

1.ELECTRICAL:

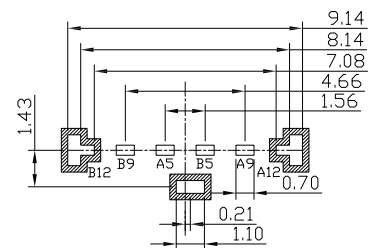
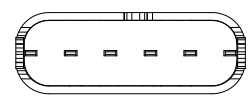
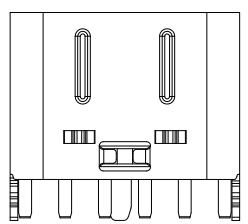
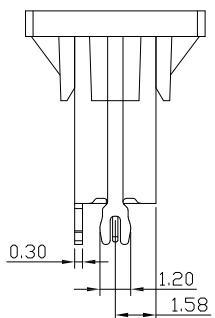
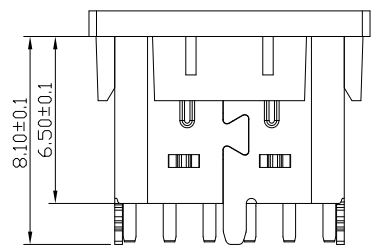
- 1)CURRENT RATING: 5A FOR VBUS; 1.25A FOR GND PIN. 0.25A FOR OTHER. 20 V MAX.
- 2)INSULATION RESISTANCE: 100MΩ MIN;
- 3)CONTACT RESISTANCE: 40mΩ MAX;
- 4)WITHSTANDING VOLTAGE: 100V AC. R.M.S.
- 5)OPERATING TEMPERATURE:-25°C TO +85°C.

2.Mechanical:

- 1)Mating Force: 5N~20N
- 2)Unmating Force: 8N~20N AFTER TEST.
- 3)Durability: 10,000 cycles

3.DIMENSIONS MARKED "▼"

TO BE CHECKED BY Q.C & IPQC.



RECOMMENDED P.C.B. LAYOUT  
TOLERANCE UNSPECIFIED ±0.05mm

B12	GND
B9	VBUS
B5	CC2
A5	CC1
A9	VBUS
A12	GND
PIN	SIGNAL NAME

3	SHELL	STAINLESS STEEL	1	PLATED NICKEL
2	CONTACT	COPPER ALLOY	6	PLATED GOLD/TIN
1	MOLDING	LCP+30%GF	1	UL94V-0
NO	PARTS	MATERIAL	QTY	FINISHING



Champyang International Ltd., Co

A0	RELEASED	Allen	2022-02-21
REV	DESCRIPTION.	APPD.	Date

FILE NO : AUC06 ( Series)		TITLE 圖名		USB TPYE CF 6PIN 180°DIP H6.5		UNIT 單位	mm inch
TOLERANCE(公差): 0.000 mm ± 0.075 mm 0.00 mm ± 0.15 mm 0.0 mm ± 0.25 mm		PART NO. 料號		AUC06-0106-x41-A		SCALE 比例	1:1
		DRAWN BY 製圖		Ray	DATE 日期	2022-02-21	REV. 版本
		CHECKED BY 審核		Allen	DATE 日期	2022-02-21	